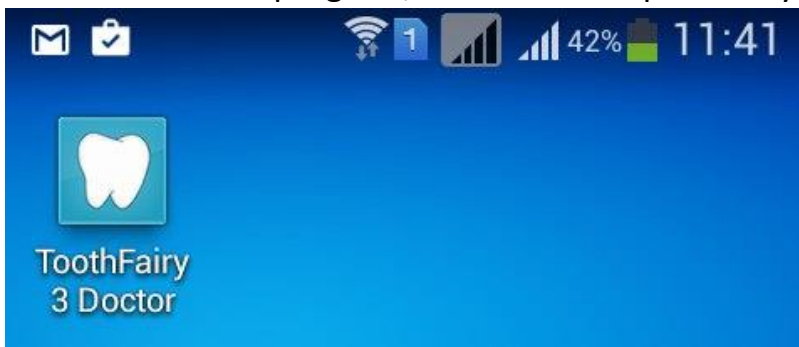


Stage 15 Android/iPhone settings. Step by step instructions

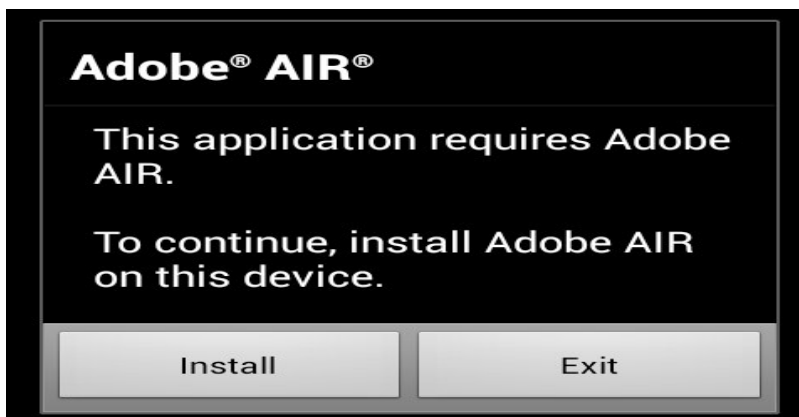
1. In the beginning, you need to load program from our site.




After that icon of program, added to workplace on your device.



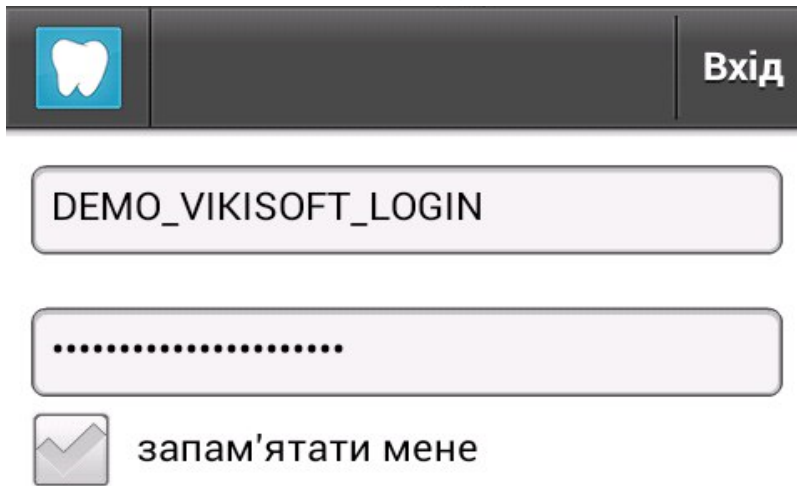
2. Click on icon and see message about Adobe AIR. To continue you must press "Install"



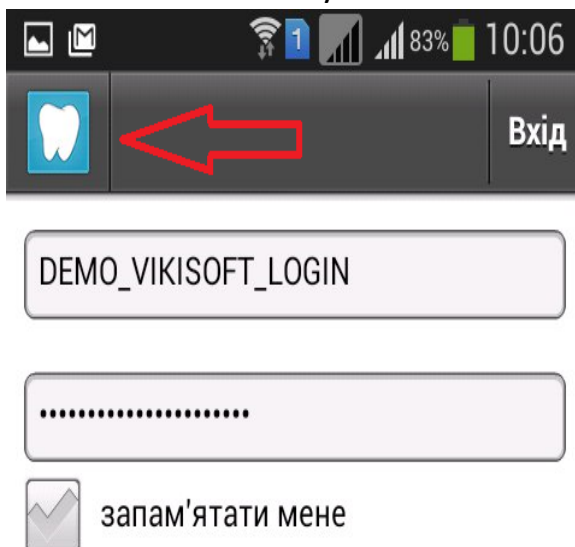
3. Install Adobe Air



4. After that you can see "Sign up" window



5. Before start of work you must enter "Settings" window



and send to the our team, key of the program. We configure program to your clinic use.



C1: 38:0B:40:91:D2:87



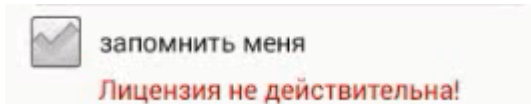
In addition, you need to change server address to your address:

IP адреса сервера



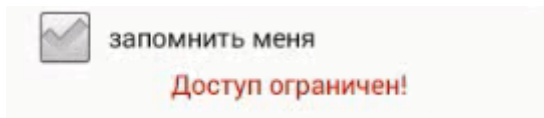
6. Errors on "Sign up"

- License invalid



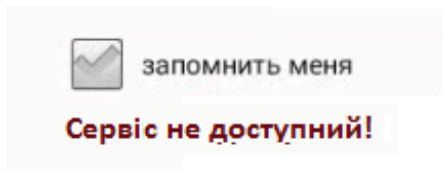
Solution: You have no rights to use this program or code of license is wrong. Let us know and our team help you with that.

- Access restricted



Solution: Login Name or password is invalid

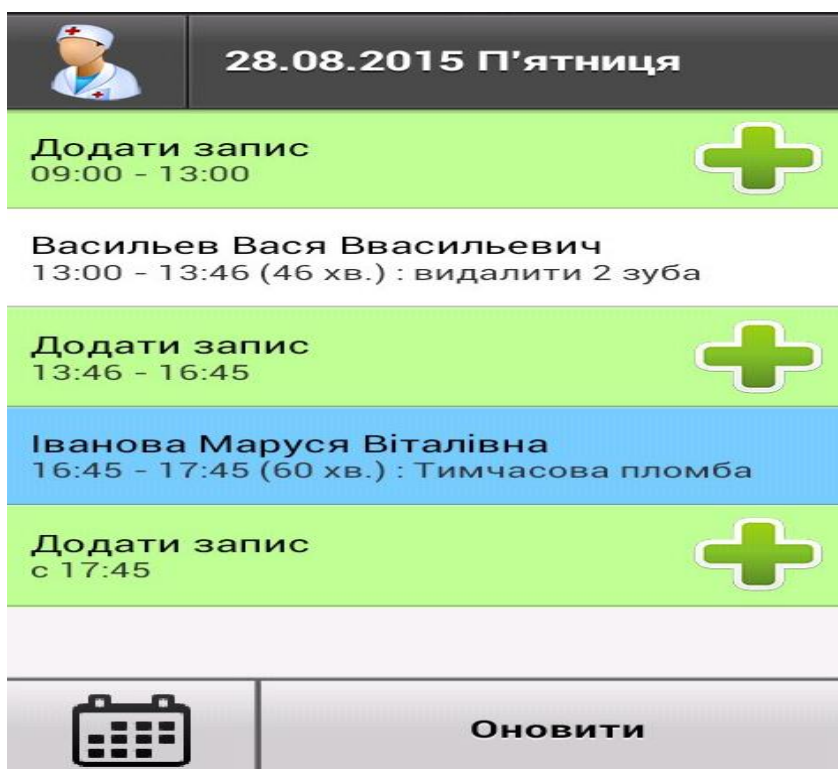
- Service is not available



Solution: You don't have internet connection. Try reconnecting internet and restart the program.

7. Main page of program

In this page, you can see all events on today.

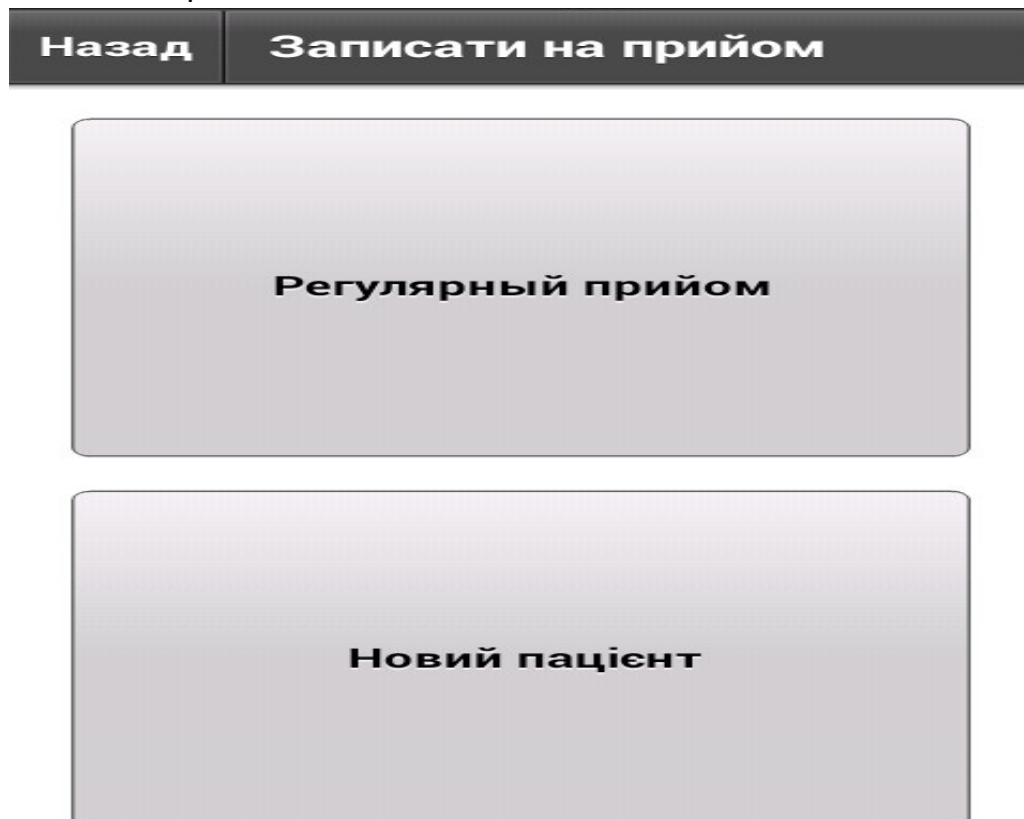


8. Add new event:

To add new event just press “+” button.



After that opens “Add new event ” window:



- Regular patient– Create event with regular patient.
- New patient – Create event with new patient.
- Back – Go back to main window.

8.1 Regular patient - When you press this button open next window:

Назад Запис на 28.08.2015

Петренко Петро Петрович ▼

10 : Ортопедія ▼

Початок Кінець

| | | | |
|----|----|----|----|
| 13 | 58 | 13 | 33 |
| 14 | 59 | 14 | 34 |
| 15 | 00 | 15 | 35 |
| 16 | 01 | 16 | 36 |
| 17 | 02 | 17 | 37 |

Опис роботи

видалення карієсу

Коментарі

- You can choose patient who have a medical card in your clinic.
- Choose the cabinet when you take the patient
- Define start and end of the work
- Describe the job
- Write the comments

8.2 New patient - When you press this button open next window:

Прізвище

Лавкрафт

Ім'я

Сергій

По батькові

Іванович

Телефон

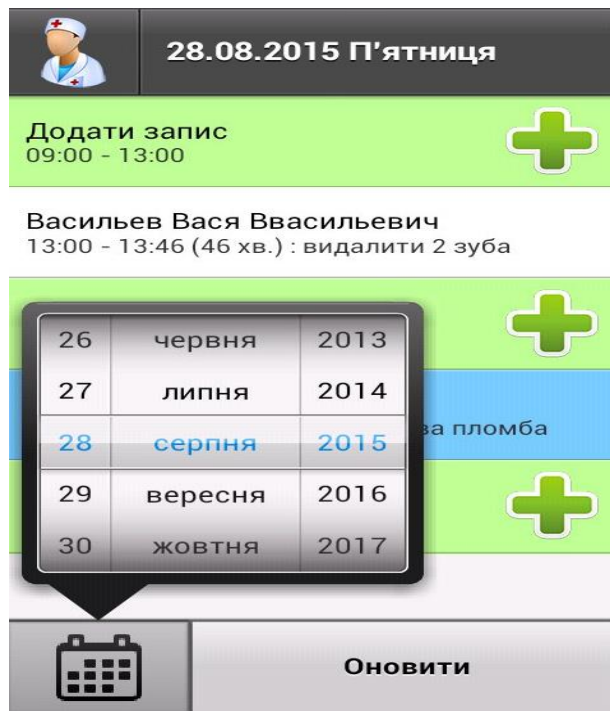
322-322-3|

Далі

- You must input information about patient
- When you press “Next” button you see “Event setting” window

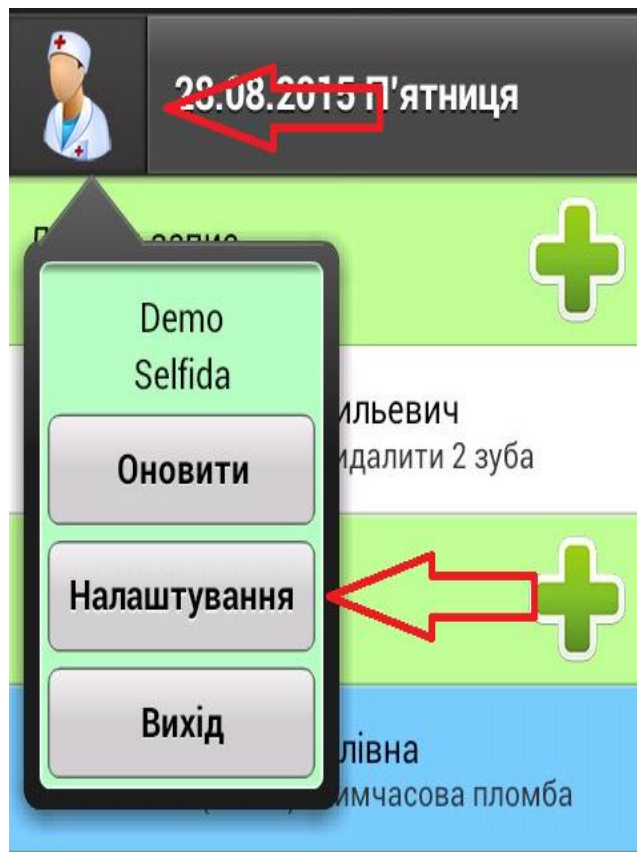
9. Calendar

Press « Calendar» to start date navigation



10.Settings

To visit setting window you must press “Doctor” icon and then press “Settings” button.



server2.wikisoft.com.ua/toothfairydemo/s

Сервер WikiSoft

Українська



Кабінет за замовчуванням

2 : Терапия



Робочий час

Початок

Кінець

| | |
|----|----|
| 07 | 58 |
| 08 | 59 |
| 09 | 00 |
| 10 | 01 |
| 11 | 02 |

| | |
|----|----|
| 19 | 58 |
| 20 | 59 |
| 21 | 00 |
| 22 | 01 |
| 23 | 02 |

01-28-08-10-01-02-87

- You can choose schedule of work
- Choose language
- Choose medical cabinet